



UNIVERSITY OF THE WITWATERSRAND, JOHANNESBURG



SCHOOL OF SOCIAL SCIENCES

GLOBAL LABOUR UNIVERSITY HONOURS AND MASTERS PROGRAMME

CALL FOR APPLICATIONS FOR 2023

The Global Labour University (GLU) is an exciting and innovative postgraduate programme designed to equip and engage trade unionists more effectively to tackle the challenges of globalization. It offers unionists and labour activists formal post-graduate Honours and Masters degree qualifications through the University of the Witwatersrand, Johannesburg, South Africa. It is a fulltime coursework and research study programme located in the School of Social Sciences. Applications for our 2023 programmes are now open and must be completed **ONLINE**.

ENTRY REQUIREMENTS

<u>Honours Programme</u>	<u>Masters Programme</u>
<ul style="list-style-type: none">• Completed Online application• Certified copy of transcript for Degree/Diploma• Certified copy of Degree/Diploma Certificate/s• At least three years union/labour support organisation (LSO) experience• Official letter of support from the union/LSO• Personal Motivation Letter from applicant• Formal, written commitment to return to union/LSO for at least two years after completing GLU programme• Applicant's Curriculum Vitae (CV)• Sample of written academic work• 60% and above average for previous studies• SAQA evaluation certificate for international qualifications (SAQA application must be submitted at time of application to GLU)• Payment of application fee (ZAR 200.00)	<ul style="list-style-type: none">• Completed Online application• Certified copy of transcript for Degree/Diploma• Certified copy of Degree/Diploma Certificate/s• At least seven years union/labour support organisation (LSO) experience• Research or Policy experience in union/LSO• Official letter of support from union/LSO• Personal Motivation Letter from applicant• Formal, written commitment to return to union/LSO for at least two years after completing GLU programme• Applicant's Curriculum Vitae (CV)• 65% and above average for previous studies• Sample of written academic work• Concept Note of proposed MA research project (5 pages max.)• SAQA evaluation certificate for international qualifications (SAQA application must be submitted at time of application to GLU)• Payment of application fee (ZAR 200.00)

ONLINE APPLICATION PROCESS

IMPORTANT:

We will only review applications that are fully COMPLETED online and once the application fee of ZAR 200.00 is paid to the University by the closing date. Incomplete applications and applications submitted after the closing date will not be reviewed.

INTERNATIONAL APPLICANTS

Your application must include the SAQA Evaluation Certificate for qualifications obtained outside of South Africa, or proof that you have applied to SAQA for evaluation. Without proof of submission to SAQA applications will not be reviewed.

Please refer to this site for more information: www.saqa.org.za

You must start the SAQA process before you submit your application to GLU. If you have not received the evaluation certificate, you must include proof that you have applied to SAQA with your application.

SOUTH AFRICAN APPLICANTS

If you are **employed**, you must apply for **part-time** study.

Applications for entry into the Masters Programme or the Honours Programme are now open. We strongly encourage trade unionists, especially women unionists to apply.

You can initiate your application via the below step-by-step guide.

APPLICATION CLOSING DATE: 31 AUGUST 2022

Should you need assistance please visit our website via <https://www.wits.ac.za/glu/> or contact Yurisha.Pillay@wits.ac.za and Warren.McGregor@wits.ac.za

For general enquiries about student-related matters, please phone the Student Call Centre: +27(0)11 717 1888. Or click on www.wits.ac.za/askwits to log a query.

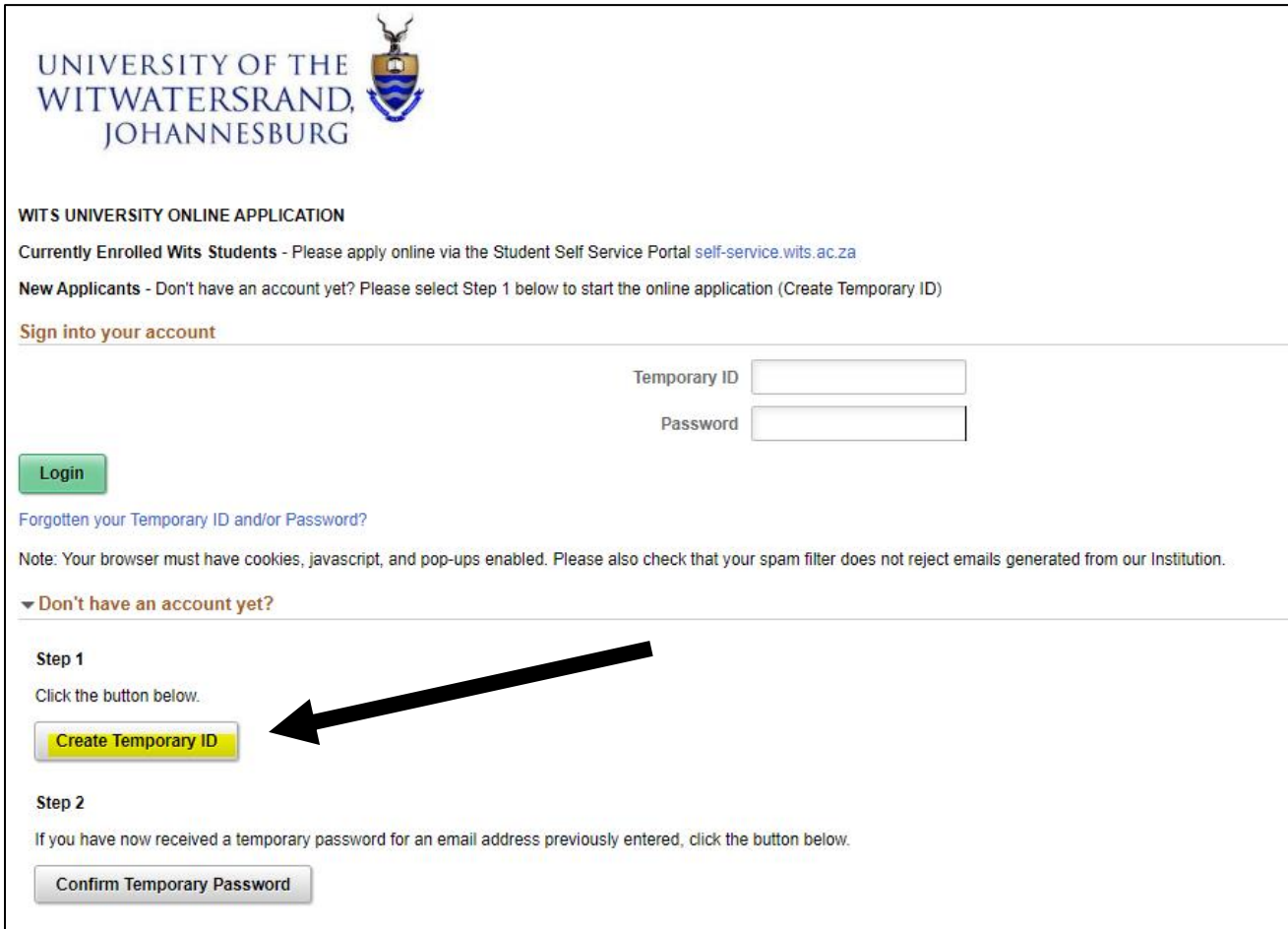
Application Process for Special Cohorts

The below process is intended for new applicants that have not applied to Wits before. Returning students would need to apply via the self-service portal via this link: <https://self-service.wits.ac.za/>

Step 1: Go to www.wits.ac.za/applications/

Step 2: Create Temporary ID

Click the button below as per the screenshot.



UNIVERSITY OF THE
WITWATERSRAND,
JOHANNESBURG

WITS UNIVERSITY ONLINE APPLICATION

Currently Enrolled **Wits Students** - Please apply online via the Student Self Service Portal self-service.wits.ac.za

New Applicants - Don't have an account yet? Please select Step 1 below to start the online application (Create Temporary ID)

Sign into your account

Temporary ID

Password

Login

[Forgotten your Temporary ID and/or Password?](#)

Note: Your browser must have cookies, javascript, and pop-ups enabled. Please also check that your spam filter does not reject emails generated from our Institution.

▼ **Don't have an account yet?**

Step 1
Click the button below.

Create Temporary ID

Step 2
If you have now received a temporary password for an email address previously entered, click the button below.

Confirm Temporary Password

Step 3: Confirm Temporary Password

If you have now received a temporary password for an email address previously entered, click the button below.

WITS UNIVERSITY ONLINE APPLICATION

Currently Enrolled Wits Students - Please apply online via the Student Self Service Portal self-service.wits.ac.za

New Applicants - Don't have an account yet? Please select Step 1 below to start the online application (Create Temporary ID)

Sign into your account

Temporary ID

Password

[Forgotten your Temporary ID and/or Password?](#)

Note: Your browser must have cookies, javascript, and pop-ups enabled. Please also check that your spam filter does not reject emails generated from our Institution.


▼ Don't have an account yet?

Step 1

Click the button below.

Step 2

If you have now received a temporary password for an email address previously entered, click the button below.



Step 4: Sign into your account

Sign in to your account with your Temporary ID and Password. Click login to proceed with the application.

WITS UNIVERSITY ONLINE APPLICATION


Currently Enrolled Wits Students - Please apply online via the Student Self Service Portal self-service.wits.ac.za

New Applicants - Don't have an account yet? Please select Step 1 below to start the online application (Create Temporary ID)

Sign into your account

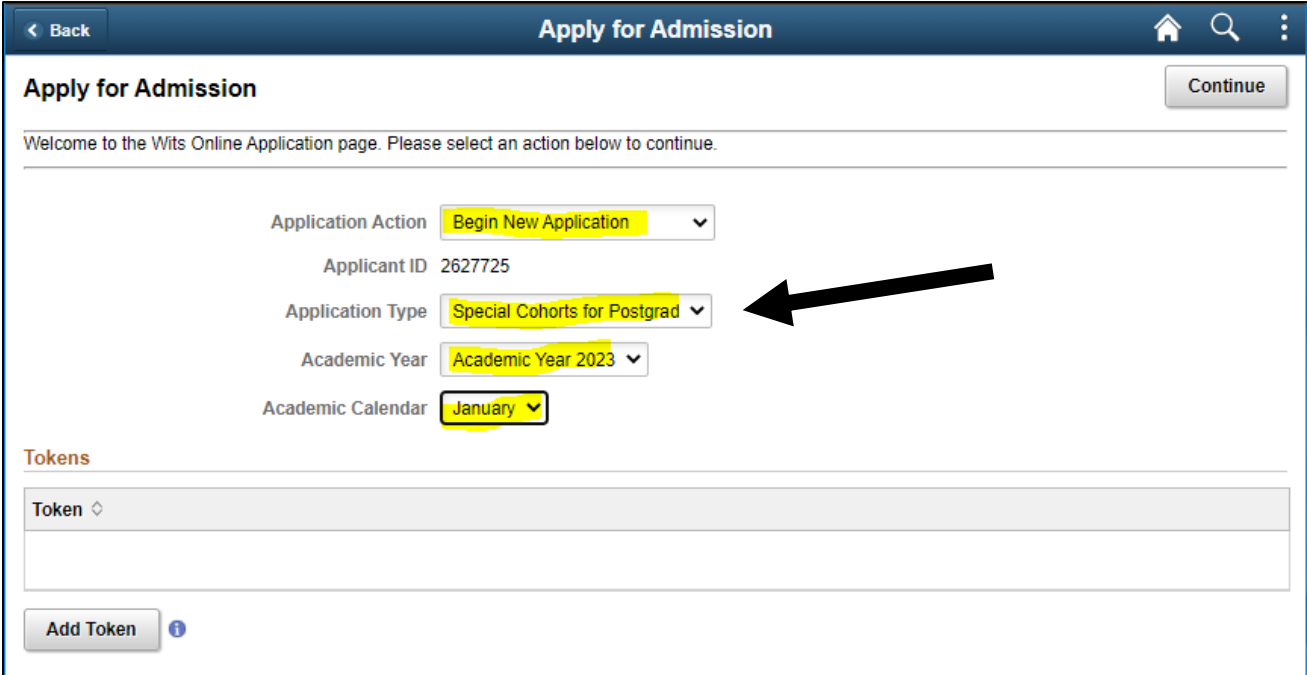
Temporary ID

Password



Step 5: Select the relevant application details

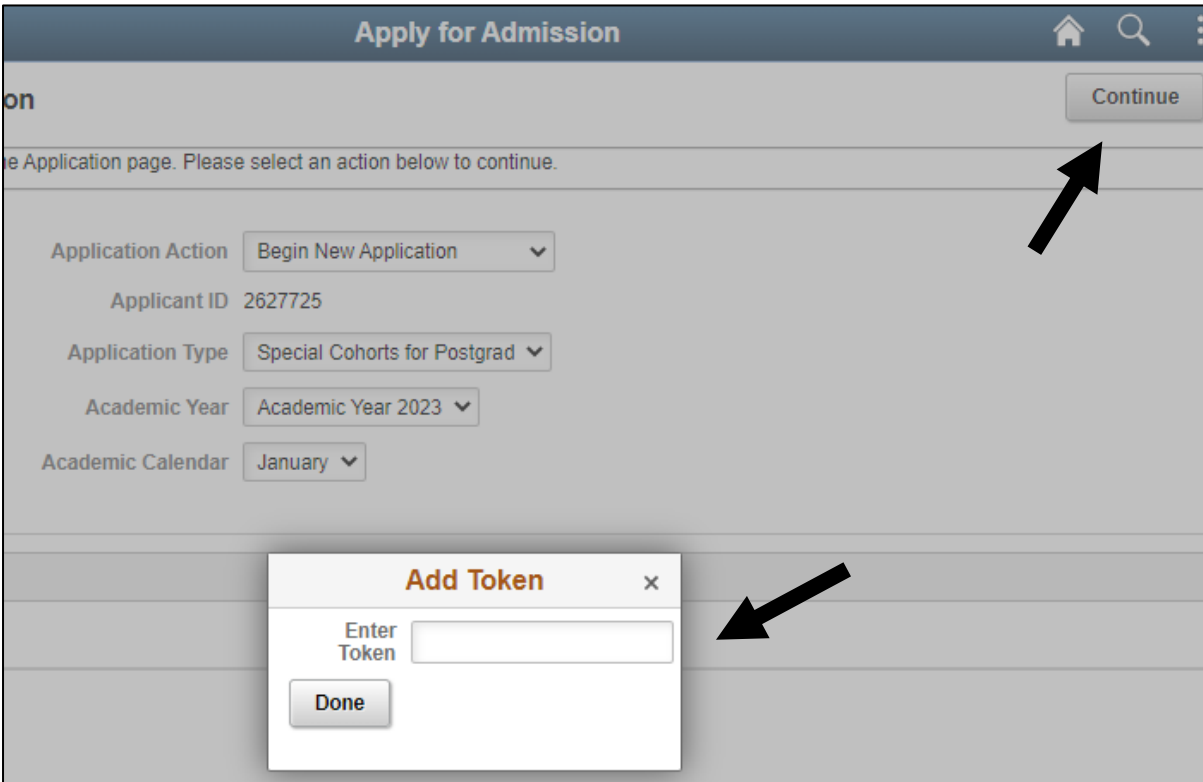
Select the relevant application details relevant to the intake you will be applying for, please note that you must select Special Cohorts for Postgraduates as per the below screenshot. You can then select the year and calendar.



The screenshot shows the 'Apply for Admission' page. At the top, there is a navigation bar with a 'Back' button, the title 'Apply for Admission', and icons for home, search, and a menu. Below the navigation bar, the page title 'Apply for Admission' is displayed on the left, and a 'Continue' button is on the right. A welcome message reads: 'Welcome to the Wits Online Application page. Please select an action below to continue.' The main content area contains several dropdown menus: 'Application Action' (set to 'Begin New Application'), 'Applicant ID' (2627725), 'Application Type' (set to 'Special Cohorts for Postgrad'), 'Academic Year' (set to 'Academic Year 2023'), and 'Academic Calendar' (set to 'January'). Below these is a 'Tokens' section with a table containing one row with a 'Token' column and a dropdown arrow. An 'Add Token' button is located at the bottom left of the tokens section. A black arrow points to the 'Special Cohorts for Postgrad' dropdown menu.

Step 6: Add Token

Click on token and insert the following token code: **ARTSAPPL** click done then click on continue.



The screenshot shows the 'Apply for Admission' page with an 'Add Token' modal open. The modal has a title 'Add Token' and a close button (X). It contains a text input field labeled 'Enter Token' and a 'Done' button. The background page is dimmed. The 'Continue' button at the top right of the page is highlighted with a black arrow. Another black arrow points to the 'Done' button in the modal.

Step 8: Completed all 18 steps and upload the required documents.

Please note that under step 3 you need to ensure that you select the correct programme code and plan as per below:

Program Code	Program Title	Plan Code	Plan Description
ACA00	Master of Arts by Coursework and Research Report	AFAGLUL60	Labour Policy and Globalisation
AHA00	Bachelor of Arts Honours	AFAGLUL40	Labour Policy and Globalisation

Step 9: Validate and Submit

Once you have completed all steps ensure that you validate your application then click on submit your application to the university.